



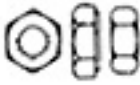


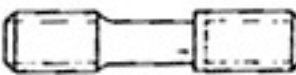



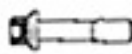






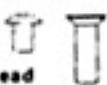
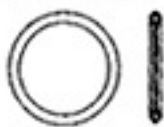






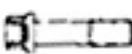








<p>AN121501-121550</p> <p>Nut, Plain  CRES. Steel Steel 3B Fit</p>	<p>AN150201-150400</p> <p>Pin, Lock  Steel Brass</p> <p>E1 Marking</p>	<p>MS 9060-9066</p> <p>Bolt, Machine 12 Point Ext. Washer Head High Temp.  AMS 5735 (A.286)</p> <p>EH19 Head Marking</p>
<p>AN121551-121600</p> <p>Nut, Castle  CRES. Steel Steel 3B Fit</p>	<p>AN150401-150450</p> <p>Nut-Hex, Check and Shear Slotted  Steel 3B Fit</p>	<p>MS 9068</p> <p>Packing "O" Ring  Silicone Rubber AMS 3304</p>
<p>AN121601-121925</p> <p>Pin, Flat Head Clevis .125-.500  Steel</p> <p>Drilled Shank</p>	<p>AN150501-170900</p> <p>Stud-Stepped  Steel 3A Fit</p>	<p>MS 9081</p> <p>Washer, Key-Double  Steel</p>
<p>AN122576-122600</p> <p>Washer, Plain  Steel</p>	<p>MS 9012-9014</p> <p>Retaining Rings  Beryllium Copper Steel</p> <p>Superceded by MS 16624/5</p> <p>External Internal</p>	<p>MS 9088-9094</p> <p>Bolt, Machine 12 Point Head Drilled  Steel</p> <p>E 11 Head Marking</p>
<p>AN122676-122775</p> <p>Pin, Dowel  Steel</p>	<p>MS 9016-MS 9017</p> <p>Bushing Screw, Slotted  Steel</p>	<p>MS 9099-9100</p> <p>Nut, Hex Connection  Aluminum CRES. Steel</p> <p>E 12 Marking Aluminum E 10 Marking CRES.</p>
<p>AN123020-123119</p> <p>Gasket  Aluminum-Asbestos Annular</p>	<p>MS 9018</p> <p>Insert, 18-15MM Aviation Spark Plug, Helical Coil  CRES. Steel</p> <p>SEE DESIGN STANDARD MS 9071</p>	<p>MS 9101-9104</p> <p>Bracket, 90° Angle .190-.375 Bolt  AMS 5510</p>
<p>AN123151-123750</p> <p>Rivet, Solid Universal Head and 100° CTSK Head  CRES. Steel Inconel</p>	<p>MS 9020-9021</p> <p>Packing "O" Ring  Rubber</p>	<p>MS 9105</p> <p>Pin, Lock  CRES. Steel</p>
<p>AN123851-124050</p> <p>Seal, Packing "O" Ring  Rubber</p>	<p>MS 9024-9025</p> <p>Clamp, Loop Types  AMS 6350 AMS 5510</p>	<p>MS 9122-9123</p> <p>Slotted Hex Head Machine Screw  Steel</p> <p>E 11 Head Marking</p>
<p>AN124951-125550</p> <p>Rivet, Solid Universal Head and 100° CTSK Head  CRES. Steel</p>	<p>MS 9033-9039</p> <p>Bolt, 12 Point High Temp.  AMS 5735 (A.286)</p> <p>EH19 Head Marking</p>	<p>MS 9146-9163</p> <p>Bolt, Machine 12 Point Head  Steel</p> <p>E 11 Head Marking</p>
<p>AN125551-125700</p> <p>Rivet, Solid Universal Head  Steel</p>	<p>MS 9047-9048</p> <p>Pin, Spring  Steel</p>	<p>MS 9164</p> <p>Pin, Dowel Oversize  Steel</p>
<p>AN125951-130774</p> <p>Studs-Straight .250-.625  Steel 3A Fit</p> <p>Drilled and Undrilled</p>	<p>MS 9058</p> <p>Ring, Back-Up  AMS 3651</p>	<p>MS 9165-9168</p> <p>Bolt, Brackets  Steel</p> <p>ALSO SEE MS 9101-04/MS 9228-31</p>