


**MS 16187**

Studs, Full Thread

Al Steel

**MS 16209**

See MS 16202

See Spec.

**MS 16228**

Nut, Self-Locking Hexagon, Hvy. Thin Nylon Insert

CRES. Steel 3B Fit

**MS 16198**

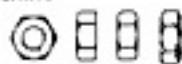
Round Head Wood Screw Slotted

CRES. Steel

**MS 16210**

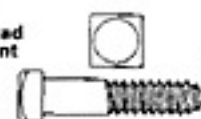
Nut, Plain Hexagon, Machine Screw

CRES. Steel 2B Fit

**MS 16230-16235**

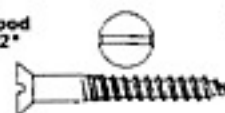
Lag Bolt, Square Head Gimlet Point

Steel Sil. Bronze CRES. Steel

**MS 16199**

Screw, Wood Slotted, 82° Flat

Copper Sil

**MS 16211**

Nut, Plain Square

Sil. Bronze

**MS 16268**


100° Flat Head Machine Screw Slotted

Nylon 2A Fit

**MS 16200**

Pan Head, Screws, Machine Slotted

CRES. Steel 2A Fit

**MS 16212**

Washers, Flat

CRES. Steel Sil. Bronze

**MS 16285**

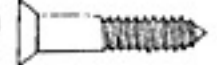
Nut, Hexagon Semi-Finished, Heavy

Steel

**MS 16201**

Flat Head Bolt, Lag

Sil. Bronze



Cone Point

**MS 16213**

Washer, Lock External Tooth Non-Magnetic

CRES. Steel Phos. Bronze

**MS 16286**

Nuts, Hexagon Finished To 1000° F.

Steel 2B Fit

**MS 16202/16209**

Square Head Bolt, Lag Gimlet Point

CRES. Steel Sil. Bronze

**MS 16214**

Washer, Lock Spring, Split

CRES. Steel

**MS 16535/6**

Rivet, Tubular Oval Head; Countersunk Head

Brass Al Alloy Monel Copper Steel CRES.

**MS 16203**

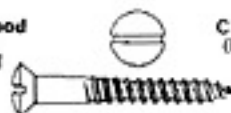
Nuts, Plain Hexagon, Jam and Finished

CRES. Steel 2B Fit

**MS 16215**


Screw, Wood Slotted Oval Head

CRES. Steel (Non-Mag.)

**MS 16555/6**

Dowel Pins Straight

Alloy Steel CRES. Steel

**MS 16205**

Bolt, Machine Semi-Finished Hexagon Head

Sil. Bronze 2A Fit

**MS 16216**

Round Head Wood Screws, Slotted

Sil. Bronze

**MS 16562**

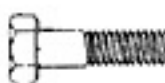
Spring Pins

Steel CRES. Steel

**MS 16206**

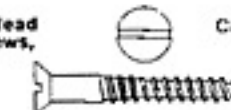
Bolt, Machine Hexagon Head Reg. Semi-Finished

Al Alloy 2A Fit

**MS 16217**

82° Flat Head Wood Screws, Slotted

CRES. Steel

**MS 16593**

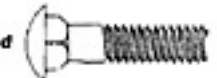
Rivet, Solid 78° Flat Head

Aluminum

**MS 16207**

Carriage Bolt, Round Head

Sil. Bronze 2A Fit

**MS 16218**

82° Flat Head Machine Screws Slotted

Sil. Bronze 2A Fit

**MS 16600**

Washer, Flat

Leather

**MS 16208**

Hexagon Head Machine Bolt, Semi-Finished

CRES. Steel 2A Fit

**MS 16219**

82° Flat Head Cap Screws Slotted

CRES. Steel

**MS 16624-16634**

Retaining Rings

Steel CRES. Steel Beryllium Copper

