

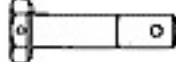
NAS1222
Insert, Helical
Coil, Self-Locking CRES. Steel



Inactive for Design—See MS 21209

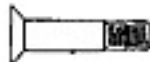
NAS1223-1235

Bolt, Self-Locking
Hex Head, 250°F Alloy Steel
CRES. Steel
3A Fit



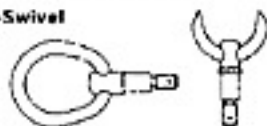
NAS1243-1250

Bolt, 100° Head
"Hi-Torque"
160,000 PSI Steel
3A Fit



NAS1251

Eye Bolt-Swivel Steel



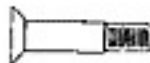
NAS1252

Washer Flat Al Alloy



NAS1253-1260

Bolt, 100° Head
"Hi-Torque"
160,000 PSI Steel
3A Fit



NAS1261-1265
NAS1266-1270

Bolt, Hex Head
Close Tolerance 6Al-4V
Per NAS621
3A Fit



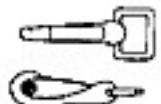
NAS1271-1280

Bolt, 12 Pt.
External
Wrenching 6Al-4V
Per NAS621
3A Fit



NAS1281-1282

Hook Snap
Spring Cast Iron
Spring Steel



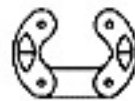
NAS1284-1285

Buckle, Web
Strap; Safety
Hook



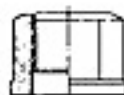
NAS1286

Connecting
Link Steel



NAS1287-1288

Nut, Hex
Self-Locking;
Nut and Washer
Shear Pin



Alloy Steel
AMS5756
3B Fit

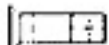
NAS1291

Nut, Self-Locking
Hexagonal Low
Height, 450°F,
800°F Steel
CRES. Steel
CRES. (A-286)
3B Fit



NAS1292-1296

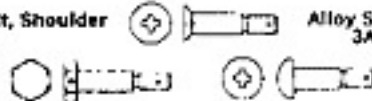
Pin-Threaded
Shear-100° CTSK. Alloy Steel
Rene '41
3A Fit



Use with NAS1287 or NAS1288 Nut and
NAS1288W Washer

NAS1297-1299

Bolt, Shoulder Alloy Steel
3A Fit



NAS1300

Thumb Screw
Drilled/Undrilled Steel
CRES. Steel
2A Fit



NAS1301

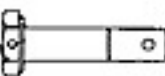
Screw, Pan
Head, Assembled
Washers,
Phillips Recess Steel
Brass
CRES. Steel
2A Fit



Lockwasher—MS3533B Flat Washer

NAS1303-1320

Bolt, Hex Head
Close Tolerance
160,000 PSI
Drilled/Undrilled Alloy Steel
3A Fit



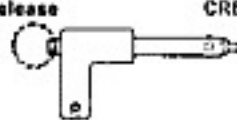
NAS1329-1330

Nut-Blind
Rivet-Internal
Thread Al Alloy
Steel
CRES. Steel
3B Fit



NAS1332-1346

Pin, Quick Release CRES. Steel



NAS1351-1352
Socket Cap
Screw-Hex
1960 Series
Drilled/
Undrilled Alloy Steel
CRES. Steel
3A Fit



Plain Self-Locking

NAS1353-1366

Pin, Quick Release Per NAS1332



NAS1368

Grammet
Filp-Type Plastic



NAS1380-1381

Stud, Welding Steel
CRES. Steel



Internal
Thread
External
Thread

NAS1382-1385

Fitting, Tie
Down, Strap
End, Strap
Assemble Steel
Zinc Alloy
Cotton
Nylon



NAS1386

Eyelet,
Electrical Brass
Copper
(Gold/Cad.
Plated)



NAS1393

Screw, 82°
Flat Head
"Torg-Set®" Alloy Steel
CRES. Steel
3A Fit



NAS1394-1395

Insert-Threaded
Metal, Lt. Wght.
Regular and Self-
Locking Steel
CRES. Steel
CRES. (A-286)
3B/3A Fit



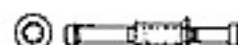
NAS1397

Clamp-Loop Nylon



NAS1398-1400

Rivets-Blind Al Alloy
Monel
CRES. (A-286)



NAS1401

Washer, Radius Al Alloy
CRES. Steel
Steel

