

NAS1402-1406

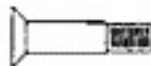
Pan Head
Aircraft Screw
Phillips Recess
160,000 PSI



Alloy Steel
2A Fit

NAS1503-1510

Bolt, 100° Head,
"Hi-Torque®"



Alloy Steel
3A Fit

NAS1588

Bolt, Shear
Hex Head
1200° F



CRES. (U-212)
Per NAS1597
Cond. F
3A Fit

NAS1407

Pin-Spring,
Coiled



Steel
CRES. Steel

NAS1512-1513

Nut, Self-Locking
Gang Channel



Steel
Al Alloy
CRES. Steel

NAS1593-1596

Packing
"O" Ring
Preformed



Syn. Rubber

NAS1408-1409

Nut, Self-Locking



Steel
CRES. Steel
2B Fit

NAS1515

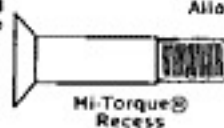
Washers



Plastic
Syn. Rubber

NAS1603-1610

Bolt, 100° Head
Close Tolerance
160,000 PSI



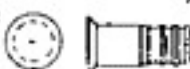
Alloy Steel
3A Fit

Phillips
Recess

Hi-Torque®
Recess

**NAS1414-1422
NAS1424-1432**

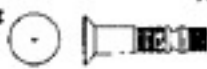
Lockbolt-Shear
100° Head, Flat
Head



Alloy Steel

**NAS1516-1522
NAS1525-1532**

Lock Bolt, 100°
Head; Protruding
Head



Al Alloy

NAS1611-1613


Packing
"O" Ring
Preformed



Syn. Rubber

NAS1431

Rod, Continuous
Thread

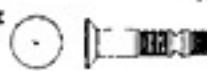


Steel
CRES. Steel
2A Fit

Cancelled—See NAS1454

**NAS1535-1542
NAS1546-1552**

Lock Bolt, 100°
Head; Protruding
Head



Al Alloy

**NAS1620-1628
NAS1630-1634**

Screw-
Torq-Set®
100° Flat Head



Alloy Steel
CRES. (A-286)
3A Fit

Pan Head

**NAS1436-1442
NAS1446-1452**

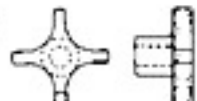
Lockbolt, Shear
100° Head;
Protruding
Head



Alloy Steel

NAS1553

Knobs, Hand



Alloy Steel
Al Alloy
Available
in CRES.

NAS1635

Screw Pan Head
Phillips Recess
Regular and Self-
Locking



CRES. Steel
(Non-Mag.)
2A Fit

NAS1454

Rod, Continuous
Threaded



Steel
CRES. Steel
2A Fit

NAS1578-1579

Bolt, Pan
Head, 1200° F
185,000 PSI



CRES. (U-212)
Per NAS1597
Cond. F
3A Fit

Torq-Set®

Hi-Torque®

NAS1703-1710

Bolt, 100° Head
Close Tolerance
160,000 PSI



Steel
3A Fit

NAS1463-1464

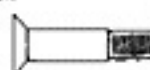
Clip, Spring



Steel
Beryllium Copper

NAS1580-1582

Bolt, 100° Flush
Head, 1200° F
185,000 PSI



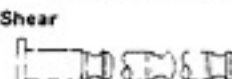
CRES. (U-212)
Per NAS1597
Cond. F
3A Fit

Torq-Set®

Hi-Torque®

**NAS1806-1816
NAS1906-1916**

Rivet, Hi-Shear



Ti Alloy
per NAS621

NAS1473

Nut, Cap, Self-Sealing,
Self-Locking, Two
Lug Floating, Plate



Steel
CRES. Steel
3B Fit

NAS1583-1585


Pin, Hi-Shear
1200° F; Collar
100° CTSK.



Inconel "X"
Per AMS 5667

NAS2803-2810

Bolt, 100° Head
Torq-Set
180,000 PSI



Alloy Steel
3A Fit

NAS1493

Lock Nut
Bearing,
Retaining



Steel

NAS1586

Bolt, 12 Pt.
Ext. Wrenching
1200° F; Drilled/
Undrilled




Bolt

CRES. (U-212)
Per NAS1597
Cond. F
3A Fit

**NAS2903-2920
NAS3003-3020**

Hex Head
Bolt, Close
Tolerance,
160,000 PSI



Alloy Steel
3A Fit

Drilled/Undrilled

NAS1496-1502

Lock Bolt-
Protruding Head



Alloy Steel

NAS1587

Washer
1200° F




Plain

CTS.
CRES. Steel
Type 321/347

**NAS3103-3110
NAS3203-3210
NAS3303-3305**

Bolt; Hook



Steel
CRES. Steel
2A Fit