


NAS492-493

Stud-Trimount;
Stud



Steel
Brass

INACTIVE FOR DESIGN

Washer, Rod End
Locking



Steel

NAS513

NAS514


100° Flat Head
Full Threaded
Machine Screw



Alloy Steel

NAS548

100° Flat Head
Tapping Screw
Type "B"



Steel

Slotted

Phillips

Frearson

NAS549

Washer,
Flat

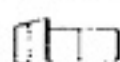


Phenolic

Optional Fittings NAS1236-NAS1240

NAS495

Bolt, Internal
Wrenching
High Tensile



Alloy Steel
3A Fit

INACTIVE FOR DESIGN—
See MS 20004-20024

NAS516
*CANCELLED

Fitting,
Lubrication



Steel

NAS557

Grommet
Split



Nylon

NAS497

Fitting Lubrication



Steel

INACTIVE FOR DESIGN

NAS517

100° Close
Tolerance
Machine Screw

Alloy Steel
Available in
Ti Alloy

NAS558-559

Key, Square;
Lock-Rod End



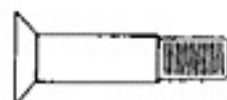
Steel
Alloy Steel

NAS500

Shim-Anchor
Nut, CTSK.



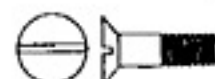
Steel
CRES. Steel
Al Alloy



NAS560

100° Structural
Machine Screw,
High Temperature
Non-Magnetic

CRES. Steel
AMS5735 (A-286)
Discaloy
Inconel "X"
2A & 3A Fit

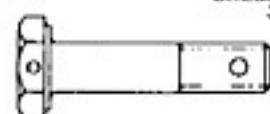


Head Marking
Phillips Recessed

Frearson Recess—INACTIVE FOR DESIGN

NAS501

Bolt, Hex
Head
Drilled and
Undrilled



CRES. Steel
3A Fit

Dimension equivalent to AN3-20
Example of NAS Part Number
ADD "A" after Dash No. for UNDRILLED
(-10A)
ADD "H" before Dash No. and "A" after
Dash No. for DRILLED HEADS ONLY
(6H10A)
No. (6-10) DRILLED SHANK ONLY
ADD (—) before Dash No. (6-10) DRILLED
SHANK ONLY

NAS530

Pulley,
Secondary



Al Alloy

INACTIVE FOR DESIGN—SEE MS 20219

NAS561

Pins-Spring
Heavy Duty



CRES. Steel
Steel

NAS508

Rivet, Universal
Head



Monel

INACTIVE FOR DESIGN—SEE MS 20615

NAS534-536

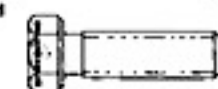
Ring,
Flexible;
Washer;
Adapter



Al Alloy
Phenolic

NAS563-572

Bolt, Full Thread
Indented Head
Drilled Head



Alloy Steel
3A Fit

NAS509

Nut, Jam
Drilled



Steel
Available in
CRES.

NAS537-538

Bushing, Plain



Alloy Steel
Al Bronze

NAS573

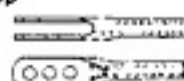
Clamp Assembly
Electronic Equipment



Al Alloy
CRES. Steel

NAS510-511

Link Assembly,
Cable Take-Up



Steel
Available in
CRES.

NAS534-546

Switch, Toggle
Single Pole;
Nut, Mounting;
Locking Ring



Steel

Retaining Ring
NAS670

Cotter Pin
MS 24665
(AN381)

Clevis Pin
MS 20392
(AN392)

DETAIL PART NUMBERS

AN155
Turnbuckle
Barrel

AN364
Self-Locking
Nut

Lockwasher
AN936

Lockwasher
AN935

AN165
Turnbuckle
Eye

AN23
Clevis
Screw

AN960
Plain
Washer

*Locking Ring
NAS546

*Nut
NAS545

Screw
AN508

INACTIVE FOR DESIGN—See MS 25081/2

Pin, Rear
Mounting
Electronic
Equipment



CRES. Steel
Al Clad
Steel

Attaching Bolt
AN3-4A